



HUDSON
INSURANCE GROUP®

INTEGRATED MAPPING SYSTEM

ACREAGE CROP REPORTING STREAMLINING INITIATIVE (ACRSI)

ACRSI reduces duplicative crop reporting of acreage information by producers to both the FSA and RMA. It establishes a common framework for agricultural producers to submit acreage reports to the USDA.

Hudson Crop is pleased to offer its agents the ability to pull information from the ACRSI Clearinghouse into our eHarvest™ Integrated Mapping System. The integration of ACRSI will:

- Improve the customer experience
- Reduce the customer burden
- Eliminate redundancy in data
- Increase data integrity and data sharing within USDA; and
- Provide process efficiencies

The Process

Currently, producers provide similar acreage reporting information through two different reporting channels: their FSA county office and crop insurance agent. Producers must still contact both parties to validate data and sign acreage reports, but the common data from the first-filed acreage report will now be available to pre-populate and accelerate the completion of the second report, reducing the overall time spent filing acreage reports.

See below the general process that needs to take place before pulling ACRSI into Hudson Crop's Mapping System.

1. Producer chooses a reporting channel to reports their common crop acreage information:

- **FSA Office** - Data automatically transmitted electronically to RMA. RMA will only share data with AIP if a crop insurance policy is in force for the approved ACRSI crops.
- **Crop Agent** - Data is transmitted electronically to FSA.

2. After the producer chooses a reporting channel and such channel submits to the ACRSI Clearinghouse, data is shared electronically and securely among participating USDA agencies.

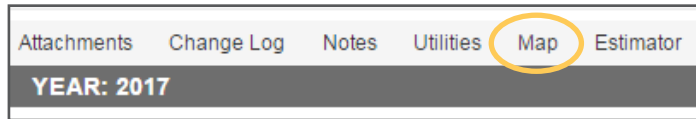
Acreage report data will be shared commonly for those producers who:

- Have planted one or more of the approved crops;
- Carry crop insurance on approved crops; and
- Carry insurance with a participating AIP with a policy in force

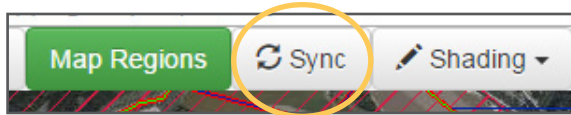
3. Data is ready to pull into Hudson Crop's Integrated Mapping System. (See reverse for the steps.)

HOW TO PULL ACRSI INTO MAPPING

1. Open a policy within the eHarvest Processing System and click on the “Map” tab.



2. Click the “Sync” button.



3. Click the “Sync from ACRSI” tab.

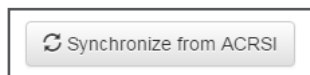
4. Here you can expand, collapse (by clicking the line(s)) and select (using the check boxes) various desired lines to pull in from ACRSI.

NOTE: If no fields show, this indicates ACRSI data has not yet been transmitted for that policy.

Sync from ACRSI

Field	Field Id	Sub Field Id	Commodity	Type	Intended Use	Original Plant Dt	Final Plant Dt	Original Reported Acr	Final Reported Acr	Shareholders
<input checked="" type="checkbox"/>	1		Wheat	Soft Red, Winter	Grain	10/11/2016	10/11/2016	25.93	25.93	
<input checked="" type="checkbox"/>	2	A	Wheat	Soft Red, Winter	Grain	10/11/2016	10/11/2016	53.80	53.80	
State: Missouri - County: Perry -										
<input checked="" type="checkbox"/>	4		Wheat	Soft Red, Winter	Grain	10/13/2016	10/13/2016	10.88	10.88	
<input checked="" type="checkbox"/>	5	A	Wheat	Soft Red, Winter	Grain	10/13/2016	10/13/2016	63.90	63.90	

5. Click “Synchronize from ACRSI.”



6. All fields should now be visible within your mapping screen.

NOTE: To gain access to the mapping system, you must take one of Hudson Crop’s regularly offered online mapping trainings. You will receive access following completion.

NON DISCRIMINATION STATEMENT: Hudson Insurance Company is an equal opportunity provider. The U.S. Department of Agriculture (USDA) prohibits discrimination against its customers, employees and applicants for employment on the basis of race, color, national origin, age, disability, sex, gender identity, religion, reprisal, and where applicable, political beliefs, marital status, familial or parental status, sexual orientation, or all or a part of an individual’s income is derived from any public assistance program, or protected genetic information in employment or in any program or activity conducted or funded by the Department. (Not all prohibited bases apply to all programs and/or employment activities.)



Hudson Crop

7300 West 110th Street, Suite 400 | Overland Park, KS 66210
T 866 450-1445 | F 913 345-1671 | www.hudsoncrop.com

